

„New vision for primary health care and sustainable development“

# ePOSTER PRESENTATION INSTRUCTION

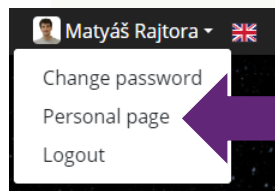
## Preparation of the ePoster

- Please prepare your e-poster in these dimensions as a portrait – 62,3 x 110,6 cm (width x height, in portrait orientation).
- Please use the **TEMPLATE** provided in PPTX.
- The e-poster must always be one page only.
- Save the final ePoster as a PDF or mp4 file (standard format publishing online).

## Uploading your ePoster

### On-line (before the Conference)















- Upload your ePoster directly to the **PLATFORM**.
- After logging in (top right corner) using the same email, you have used for the registration, visit the “Personal Page”



- To upload your ePoster, click on “**Upload poster**”.
- Select your presentation file from your computer and upload it (**the size** of the presentation must be no larger than 200 MB).
- Supported file types are PDF.

„New vision for primary health care and sustainable development“

- Deadline for online submission of the presentation: **3 September 2025**.

 Networking  
 News  
 Notifications  
 Personal programme  
 Personal data  
 Description  
 Interests  
 Social networks  
 Documents  
 Upload presentation  
 Upload poster  
 Orders  
 Vouchers  
 Settings

20 min
**Presentation 3**

03.12.2023 - Sunday | Virtual Hall 1  
12.05.2022 10:00 - 11:00 | Session 1

**Presentation file**  
This is where you upload your presentation file. PPTX, PDF and MP4 formats with a maximum size of 200 MB are allowed. The uploaded file must be assessed for compliance with the technical requirements and then approved. An already approved file cannot be uploaded again. This presentation will not be accessible to other participants on the website after uploading.

Unuploaded

Upload presentation

**Documents for presentation**  
Here you can upload additional files for the presentation. All formats with a maximum size of 200MB are allowed. These files are not approved and once uploaded are immediately accessible on the website for other registered participants.

Upload documents

- Your presentation can be re-uploaded whenever you make any changes in it. However always arrive at the Speaker Ready Room early and check with the technical support that your presentation is successfully uploaded. You can of course re-upload it on-site as well.

In case of problems, contact technical support at the following e-mail address – **[barac@guarant.cz](mailto:barac@guarant.cz)**

„New vision for primary health care and sustainable development“


# HOW TO WORK WITH THE WONCA WORLD CONFERENCE PLATFORM

## Important information

- Visit the congress platform available here: <https://woncaworld2025.gcon.me/page/home>
- Log in to the platform (top right corner) using the same email, you have used for the registration.
- Upload your presentation and manage your personal page.

## Logging in to the platform

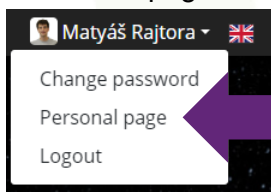
- In the top right corner – select **Login**.



- The first time you log in, you will be asked to enter the password. This password is sent automatically once you enter the correct email address you have used for the registration (*the password can be changed later in your personal page*).

## Personal Page

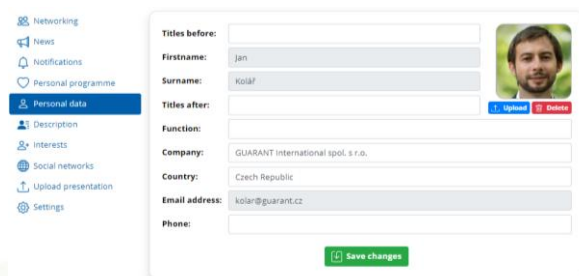
- After logging in you can **manage your profile** under the field with your name called “Personal page”.



- Please fill in your personal profile and upload your photo.
- On your personal page, you can find:
  - Personal Info
  - Networking

„New vision for primary health care and sustainable development“

- News, Notifications
- Personal Programme
- Presentation upload
- Certificates



## Networking

- The “Networking” function enables you to communicate with other speakers and participants.
- Using Networking:
  - You can access Networking by clicking at the “envelope” icon in the top right corner of the screen.
  - You can then search for speakers or participants and send them a message.
  - Feel free to use the platform and communicate with other speakers even in advance before the conference.
  - If you don’t want to receive any messages, you can turn off the networking feature in your profile settings.
- We don’t share any contact details or personal information; communication is managed only through the WONCA Europe Conference Platform.